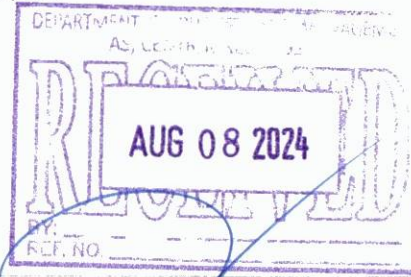


SUMMARY OF APPROVED BUDGET, UTILIZATIONS, DISBURSEMENTS AND BALANCES BY OBJECT OF EXPENDITURES

(For Off-Budgetary Funds)

As at the Quarter Ending March 31, 2024

Department : Department of Labor and Employment (DOLE)
 Agency/Entity : Technical Education and Skills Development Authority
 Region : ALL
 Division : ALL
 Operating Unit : ALL
 Fund Cluster : 06 - Business Related Funds
 (e.g. UACS Fund Cluster: 05-Internally Generated Funds and 06-Business Related Funds)



COMMISSION ON AUDIT
 RECEIVED BY: [Signature]
 DATE: 8/9/24
 TIME: 10:29 AM

Particulars	UACS CODE	Approved Budget			Utilizations					Disbursements					Balances		
		Approved Budgeted Revenue	Adjustments (Reductions, Modifications/ Augmentations)	Adjusted Budgeted Revenue	1st Quarter Ending March 31	2nd Quarter Ending June 30	3rd Quarter Ending September 30	4th Quarter Ending December 31	Total	1st Quarter Ending March 31	2nd Quarter Ending June 30	3rd Quarter Ending September 30	4th Quarter Ending December 31	Total	Unutilized Budget	Unpaid Obligations (10-15)=(17+18)	
1	2	3	4	5=[(3+(-)4)]	6	7	8	9	10=(6+7+8+9)	11	12	13	14	15=(11+12+13+14)	16=(5-10)	17	18
SUMMARY																	
A. AGENCY SPECIFIC BUDGET																	
Personnel Services		5,000,000.00	0.00	5,000,000.00	797,314.25	0.00	0.00	0.00	797,314.25	797,314.25	0.00	0.00	0.00	797,314.25	4,202,685.75	0.00	0.00
Other Compensation	501020000	5,000,000.00	0.00	5,000,000.00	797,314.25	0.00	0.00	0.00	797,314.25	797,314.25	0.00	0.00	0.00	797,314.25	4,202,685.75	0.00	0.00
Honoraria	5010210000	5,000,000.00	0.00	5,000,000.00	797,314.25	0.00	0.00	0.00	797,314.25	797,314.25	0.00	0.00	0.00	797,314.25	4,202,685.75	0.00	0.00
Honoraria - Civilian	5010210001	5,000,000.00	0.00	5,000,000.00	797,314.25	0.00	0.00	0.00	797,314.25	797,314.25	0.00	0.00	0.00	797,314.25	4,202,685.75	0.00	0.00
Maintenance and Other Operating Expenses		821,854,568.44	45,709,437.56	867,564,006.00	207,714,819.82	0.00	0.00	0.00	207,714,819.82	186,316,307.51	0.00	0.00	0.00	186,316,307.51	659,849,186.18	0.00	21,398,512.31
Traveling Expenses	5020100000	29,588,985.47	2,078,343.49	31,667,328.96	7,435,897.91	0.00	0.00	0.00	7,435,897.91	7,175,774.91	0.00	0.00	0.00	7,175,774.91	24,231,431.05	0.00	260,123.00
Traveling Expenses - Local	5020101000	29,488,985.47	1,966,285.95	31,455,271.42	7,314,740.17	0.00	0.00	0.00	7,314,740.17	7,054,617.17	0.00	0.00	0.00	7,054,617.17	24,140,531.25	0.00	260,123.00
Traveling Expenses - Foreign	5020102000	100,000.00	112,057.54	212,057.54	121,157.74	0.00	0.00	0.00	121,157.74	121,157.74	0.00	0.00	0.00	121,157.74	90,899.80	0.00	0.00
Training and Scholarship Expenses	5020200000	87,428,353.97	3,394,854.79	90,823,208.76	21,052,072.88	0.00	0.00	0.00	21,052,072.88	19,792,085.24	0.00	0.00	0.00	19,792,085.24	69,771,135.88	0.00	1,259,987.64
Training Expenses	5020201000	80,004,943.26	1,180,297.96	81,185,241.22	19,171,480.78	0.00	0.00	0.00	19,171,480.78	17,914,553.14	0.00	0.00	0.00	17,914,553.14	62,013,760.44	0.00	1,256,927.64
ICT Training Expenses	5020201001	775,000.00	130,000.00	905,000.00	2,400.00	0.00	0.00	0.00	2,400.00	2,400.00	0.00	0.00	0.00	2,400.00	902,600.00	0.00	0.00
Training Expenses	5020201002	79,229,943.26	1,050,297.96	80,280,241.22	19,169,080.78	0.00	0.00	0.00	19,169,080.78	17,912,153.14	0.00	0.00	0.00	17,912,153.14	61,111,160.44	0.00	1,256,927.64
Scholarship Grants/Expenses	5020202000	7,423,410.71	2,214,556.83	9,637,967.54	1,880,592.10	0.00	0.00	0.00	1,880,592.10	1,877,532.10	0.00	0.00	0.00	1,877,532.10	7,757,375.44	0.00	3,060.00
Supplies and Materials Expenses	5020300000	306,921,522.02	14,550,812.16	321,472,334.18	82,478,173.91	0.00	0.00	0.00	82,478,173.91	73,569,877.24	0.00	0.00	0.00	73,569,877.24	238,994,160.27	0.00	8,908,296.67
Office Supplies Expenses	5020301000	23,499,404.47	575,353.36	24,074,757.83	4,803,273.87	0.00	0.00	0.00	4,803,273.87	4,032,337.63	0.00	0.00	0.00	4,032,337.63	19,271,483.96	0.00	770,936.24
ICT Office Supplies	5020301001	0.00	200,000.00	200,000.00	149,698.00	0.00	0.00	0.00	149,698.00	149,698.00	0.00	0.00	0.00	149,698.00	50,302.00	0.00	0.00
Office Supplies Expenses	5020301002	23,499,404.47	375,353.36	23,874,757.83	4,653,575.87	0.00	0.00	0.00	4,653,575.87	3,882,639.63	0.00	0.00	0.00	3,882,639.63	19,221,181.96	0.00	770,936.24
Accountable Forms Expenses	5020302000	7,918,087.34	110,256.00	8,028,343.34	574,614.80	0.00	0.00	0.00	574,614.80	536,319.80	0.00	0.00	0.00	536,319.80	7,453,728.54	0.00	38,295.00

Department : Department of Labor and Employment (DOLE)
 Agency/Entity : Technical Education and Skills Development Authority
 Region : ALL
 Division : ALL
 Operating Unit : ALL
 Fund Cluster : 06 - Business Related Funds
 (e.g. UACS Fund Cluster: 05-Internally Generated Funds and 06-Business Related Funds)

Particulars	UACS CODE	Approved Budget			Utilizations					Disbursements					Balances		
		Approved Budgeted Revenue	Adjustments (Reductions, Modifications/ Augmentations)	Adjusted Budgeted Revenue	1st Quarter Ending March 31	2nd Quarter Ending June 30	3rd Quarter Ending September 30	4th Quarter Ending December 31	Total	1st Quarter Ending March 31	2nd Quarter Ending June 30	3rd Quarter Ending September 30	4th Quarter Ending December 31	Total	Unutilized Budget	Unpaid Obligations (10-15)=(17+18)	
																Due and Demandable	Not Yet Due and Demandable
1	2	3	4	5=[(3+(-)4)]	6	7	8	9	10=(6+7+8+9)	11	12	13	14	15=(11+12+13+14)	16=(5-10)	17	18
Non-Accountable Forms Expenses	5020303000	10,000.00	0.00	10,000.00	0.00	0.00	0.00	0.00	0.00	0.00	0.00	0.00	0.00	0.00	10,000.00	0.00	0.00
Animal/Zoological Supplies Expenses	5020304000	395,473.50	0.00	395,473.50	395,473.50	0.00	0.00	0.00	395,473.50	395,473.50	0.00	0.00	0.00	395,473.50	0.00	0.00	0.00
Food Supplies Expenses	5020305000	15,000.00	0.00	15,000.00	0.00	0.00	0.00	0.00	0.00	0.00	0.00	0.00	0.00	0.00	15,000.00	0.00	0.00
Drugs and Medicines Expenses	5020307000	651,535.47	164,622.00	816,157.47	137,289.35	0.00	0.00	0.00	137,289.35	131,499.35	0.00	0.00	0.00	131,499.35	678,868.12	0.00	5,790.00
Medical, Dental and Laboratory Supplies Expenses	5020308000	456,300.00	25,000.00	481,300.00	43,561.00	0.00	0.00	0.00	43,561.00	26,061.00	0.00	0.00	0.00	26,061.00	437,739.00	0.00	17,500.00
Fuel, Oil and Lubricants Expenses	5020309000	19,752,997.28	685,457.87	20,438,455.15	3,982,963.96	0.00	0.00	0.00	3,982,963.96	3,704,890.36	0.00	0.00	0.00	3,704,890.36	16,455,491.19	0.00	278,073.60
Agricultural and Marine Supplies Expenses	5020310000	4,775,081.50	1,559,545.00	6,334,626.50	2,141,299.55	0.00	0.00	0.00	2,141,299.55	1,942,758.35	0.00	0.00	0.00	1,942,758.35	4,193,326.95	0.00	198,541.20
Textbooks and Instructional Materials Expenses	5020311000	16,350,000.00	(23,357.00)	16,326,643.00	3,710,928.74	0.00	0.00	0.00	3,710,928.74	3,710,928.74	0.00	0.00	0.00	3,710,928.74	12,615,714.26	0.00	0.00
Textbooks and Instructional Materials Expenses	5020311001	16,350,000.00	(23,357.00)	16,326,643.00	3,710,928.74	0.00	0.00	0.00	3,710,928.74	3,710,928.74	0.00	0.00	0.00	3,710,928.74	12,615,714.26	0.00	0.00
Chemical and Filtering Supplies Expenses	5020313000	0.00	50,000.00	50,000.00	40,500.00	0.00	0.00	0.00	40,500.00	40,500.00	0.00	0.00	0.00	40,500.00	9,500.00	0.00	0.00
Semi-Expendable Machinery and Equipment Expenses	5020321000	55,468,955.85	2,485,671.60	57,954,627.45	17,761,343.37	0.00	0.00	0.00	17,761,343.37	16,033,730.62	0.00	0.00	0.00	16,033,730.62	40,193,284.08	0.00	1,727,612.75
Machinery	5020321001	335,210.00	0.00	335,210.00	121,210.00	0.00	0.00	0.00	121,210.00	121,210.00	0.00	0.00	0.00	121,210.00	214,000.00	0.00	0.00
Office Equipment	5020321002	12,323,477.58	144,000.00	12,467,477.58	4,052,786.70	0.00	0.00	0.00	4,052,786.70	3,820,552.70	0.00	0.00	0.00	3,820,552.70	8,414,690.88	0.00	232,234.00
Information and Communications Technology Equipment	5020321003	9,390,707.63	794,292.60	10,185,000.23	3,163,528.16	0.00	0.00	0.00	3,163,528.16	3,092,388.16	0.00	0.00	0.00	3,092,388.16	7,021,472.07	0.00	71,140.00
Agricultural and Forestry Equipment	5020321004	108,700.00	0.00	108,700.00	0.00	0.00	0.00	0.00	0.00	0.00	0.00	0.00	0.00	0.00	108,700.00	0.00	0.00
Communications Equipment	5020321007	86,300.00	200,000.00	286,300.00	35,073.00	0.00	0.00	0.00	35,073.00	35,073.00	0.00	0.00	0.00	35,073.00	251,227.00	0.00	0.00
Disaster Response and Rescue Equipment	5020321008	5,000.00	38,000.00	43,000.00	12,150.00	0.00	0.00	0.00	12,150.00	12,150.00	0.00	0.00	0.00	12,150.00	30,850.00	0.00	0.00
Printing Equipment	5020321011	50,000.00	0.00	50,000.00	0.00	0.00	0.00	0.00	0.00	0.00	0.00	0.00	0.00	0.00	50,000.00	0.00	0.00
Technical and Scientific Equipment	5020321013	2,153,600.00	0.00	2,153,600.00	82,068.00	0.00	0.00	0.00	82,068.00	82,068.00	0.00	0.00	0.00	82,068.00	2,071,532.00	0.00	0.00
Other Machinery and Equipment	5020321099	10,010,652.60	280,929.00	10,291,581.60	1,593,809.27	0.00	0.00	0.00	1,593,809.27	1,475,648.98	0.00	0.00	0.00	1,475,648.98	8,697,772.33	0.00	118,160.29
Semi-Expendable Furniture, Fixtures and Books Expenses	5020322000	10,166,525.26	1,160,075.00	11,326,600.26	3,020,098.31	0.00	0.00	0.00	3,020,098.31	2,700,842.11	0.00	0.00	0.00	2,700,842.11	8,306,501.95	0.00	319,256.20
Furniture and Fixtures	5020322001	2,302,450.00	780,875.00	3,083,325.00	1,017,219.40	0.00	0.00	0.00	1,017,219.40	971,219.40	0.00	0.00	0.00	971,219.40	2,066,105.60	0.00	46,000.00
Books	5020322002	185,000.00	150,000.00	335,000.00	0.00	0.00	0.00	0.00	0.00	0.00	0.00	0.00	0.00	0.00	335,000.00	0.00	0.00
Other Supplies and Materials Expenses	5020399000	167,462,161.35	7,758,188.33	175,220,349.68	45,866,827.46	0.00	0.00	0.00	45,866,827.46	40,314,535.78	0.00	0.00	0.00	40,314,535.78	129,353,522.22	0.00	5,552,291.68
Utility Expenses	5020400000	51,892,470.15	2,859,740.78	54,752,210.93	11,253,271.02	0.00	0.00	0.00	11,253,271.02	10,089,430.10	0.00	0.00	0.00	10,089,430.10	43,498,939.91	0.00	1,163,840.92

Department : Department of Labor and Employment (DOLE)
 Agency/Entity : Technical Education and Skills Development Authority
 Region : ALL
 Division : ALL
 Operating Unit : ALL
 Fund Cluster : 06 - Business Related Funds
 (e.g. UACS Fund Cluster: 05-Internally Generated Funds and 06-Business Related Funds)

Particulars	UACS CODE	Approved Budget			Utilizations					Disbursements					Balances		
		Approved Budgeted Revenue	Adjustments (Reductions, Modifications/ Augmentations)	Adjusted Budgeted Revenue	1st Quarter Ending March 31	2nd Quarter Ending June 30	3rd Quarter Ending September 30	4th Quarter Ending December 31	Total	1st Quarter Ending March 31	2nd Quarter Ending June 30	3rd Quarter Ending September 30	4th Quarter Ending December 31	Total	Unutilized Budget	Unpaid Obligations (10-15)=(17+18)	
																Due and Demandable	Not Yet Due and Demandable
1	2	3	4	5=[(3+(-)4)]	6	7	8	9	10=(6+7+8+9)	11	12	13	14	15=(11+12+13+14)	16=(5-10)	17	18
Water Expenses	5020401000	3,859,064.54	357,105.65	4,216,170.19	1,185,032.94	0.00	0.00	0.00	1,185,032.94	1,125,725.14	0.00	0.00	0.00	1,125,725.14	3,031,137.25	0.00	59,307.80
Electricity Expenses	5020402000	48,033,405.61	2,502,635.13	50,536,040.74	10,068,238.08	0.00	0.00	0.00	10,068,238.08	8,963,704.96	0.00	0.00	0.00	8,963,704.96	40,467,802.66	0.00	1,104,533.12
Other Utility Expenses	5020499000	0.00	0.00	0.00	0.00	0.00	0.00	0.00	0.00	0.00	0.00	0.00	0.00	0.00	0.00	0.00	0.00
Communication Expenses	5020500000	10,227,182.07	1,013,212.65	11,240,394.72	2,791,125.98	0.00	0.00	0.00	2,791,125.98	2,537,867.60	0.00	0.00	0.00	2,537,867.60	8,449,268.74	0.00	253,258.38
Postage and Courier Services	5020501000	121,360.00	2,600.00	123,960.00	19,134.00	0.00	0.00	0.00	19,134.00	18,659.00	0.00	0.00	0.00	18,659.00	104,826.00	0.00	475.00
Telephone Expenses	5020502000	2,220,219.79	277,847.05	2,498,066.84	434,024.99	0.00	0.00	0.00	434,024.99	374,459.66	0.00	0.00	0.00	374,459.66	2,064,041.85	0.00	59,565.33
Mobile	5020502001	1,207,108.75	114,642.23	1,321,750.98	238,723.12	0.00	0.00	0.00	238,723.12	210,640.33	0.00	0.00	0.00	210,640.33	1,083,027.86	0.00	28,082.79
Landline	5020502002	1,013,111.04	163,204.82	1,176,315.86	195,301.87	0.00	0.00	0.00	195,301.87	163,819.33	0.00	0.00	0.00	163,819.33	981,013.99	0.00	31,482.54
Internet Subscription Expenses	5020503000	7,292,202.28	732,765.60	8,024,967.88	2,005,019.66	0.00	0.00	0.00	2,005,019.66	1,812,251.61	0.00	0.00	0.00	1,812,251.61	6,019,948.22	0.00	192,768.05
Cable, Satellite, Telegraph and Radio Expenses	5020504000	593,400.00	0.00	593,400.00	332,947.33	0.00	0.00	0.00	332,947.33	332,497.33	0.00	0.00	0.00	332,497.33	260,452.67	0.00	450.00
Awards/Rewards and Prizes	5020600000	100,000.00	0.00	100,000.00	25,000.00	0.00	0.00	0.00	25,000.00	25,000.00	0.00	0.00	0.00	25,000.00	75,000.00	0.00	0.00
Awards/Rewards Expenses	5020601000	100,000.00	0.00	100,000.00	25,000.00	0.00	0.00	0.00	25,000.00	25,000.00	0.00	0.00	0.00	25,000.00	75,000.00	0.00	0.00
Rewards and Incentives	5020601002	100,000.00	0.00	100,000.00	25,000.00	0.00	0.00	0.00	25,000.00	25,000.00	0.00	0.00	0.00	25,000.00	75,000.00	0.00	0.00
Professional Services	5021100000	127,217,147.48	10,824,963.14	138,042,110.62	34,352,020.80	0.00	0.00	0.00	34,352,020.80	30,773,706.26	0.00	0.00	0.00	30,773,706.26	103,690,089.82	0.00	3,578,314.54
Legal Services	5021101000	449,749.65	102,818.10	552,567.75	50,330.00	0.00	0.00	0.00	50,330.00	46,480.00	0.00	0.00	0.00	46,480.00	502,237.75	0.00	3,850.00
Legal Services	5021101000	449,749.65	102,818.10	552,567.75	50,330.00	0.00	0.00	0.00	50,330.00	46,480.00	0.00	0.00	0.00	46,480.00	502,237.75	0.00	3,850.00
Auditing Services	5021102000	332,750.00	0.00	332,750.00	56,862.90	0.00	0.00	0.00	56,862.90	55,362.90	0.00	0.00	0.00	55,362.90	275,887.10	0.00	1,500.00
Other Professional Services	5021199000	126,434,647.83	10,722,145.04	137,156,792.87	34,244,827.90	0.00	0.00	0.00	34,244,827.90	30,671,863.36	0.00	0.00	0.00	30,671,863.36	102,911,964.97	0.00	3,572,964.54
General Services	5021200000	58,838,980.31	2,613,141.38	61,452,121.69	21,140,037.27	0.00	0.00	0.00	21,140,037.27	19,549,673.68	0.00	0.00	0.00	19,549,673.68	40,312,084.42	0.00	1,590,363.59
Janitorial Services	5021202000	1,208,665.83	0.00	1,208,665.83	173,148.41	0.00	0.00	0.00	173,148.41	66,547.69	0.00	0.00	0.00	66,547.69	1,035,517.42	0.00	106,600.72
Security Services	5021203000	4,389,899.55	286,875.52	4,676,775.07	1,314,604.24	0.00	0.00	0.00	1,314,604.24	1,131,630.96	0.00	0.00	0.00	1,131,630.96	3,362,170.83	0.00	182,973.28
Other General Services	5021299000	53,240,414.93	2,326,265.86	55,566,680.79	19,652,284.62	0.00	0.00	0.00	19,652,284.62	18,351,495.03	0.00	0.00	0.00	18,351,495.03	35,914,396.17	0.00	1,300,789.59
Other General Services	5021299099	53,240,414.93	2,326,265.86	55,566,680.79	19,652,284.62	0.00	0.00	0.00	19,652,284.62	18,351,495.03	0.00	0.00	0.00	18,351,495.03	35,914,396.17	0.00	1,300,789.59
Repairs and Maintenance	5021300000	65,372,010.46	3,481,865.79	68,853,876.25	9,464,139.68	0.00	0.00	0.00	9,464,139.68	8,740,653.97	0.00	0.00	0.00	8,740,653.97	59,389,736.57	0.00	723,485.71
Repairs and Maintenance - Investment Property	5021301000	2,235,996.12	0.00	2,235,996.12	2,226,766.12	0.00	0.00	0.00	2,226,766.12	2,226,766.12	0.00	0.00	0.00	2,226,766.12	9,230.00	0.00	0.00

Department : Department of Labor and Employment (DOLE)
 Agency/Entity : Technical Education and Skills Development Authority
 Region : ALL
 Division : ALL
 Operating Unit : ALL
 Fund Cluster : 06 - Business Related Funds
 (e.g. UACS Fund Cluster: 05-Internally Generated Funds and 06-Business Related Funds)

Particulars	UACS CODE	Approved Budget			Utilizations					Disbursements					Balances			
		Approved Budgeted Revenue	Adjustments (Reductions, Modifications/ Augmentations)	Adjusted Budgeted Revenue	1st Quarter Ending March 31	2nd Quarter Ending June 30	3rd Quarter Ending September 30	4th Quarter Ending December 31	Total	1st Quarter Ending March 31	2nd Quarter Ending June 30	3rd Quarter Ending September 30	4th Quarter Ending December 31	Total	Unutilized Budget	Unpaid Obligations (10-15)=(17+18)		
																Due and Demandable	Not Yet Due and Demandable	
1	2	3	4	5=[(3+(-)4)]	6	7	8	9	10=(6+7+8+9)	11	12	13	14	15=(11+12+13+14)	16=(5-10)	17	18	
Repairs and Maintenance - Land Improvements	5021302000	8,797,200.00	0.00	8,797,200.00	0.00	0.00	0.00	0.00	0.00	0.00	0.00	0.00	0.00	0.00	0.00	8,797,200.00	0.00	0.00
Other Land Improvements	5021302099	8,797,200.00	0.00	8,797,200.00	0.00	0.00	0.00	0.00	0.00	0.00	0.00	0.00	0.00	0.00	0.00	8,797,200.00	0.00	0.00
Repairs and Maintenance - Infrastructure Assets	5021303000	136,000.00	0.00	136,000.00	0.00	0.00	0.00	0.00	0.00	0.00	0.00	0.00	0.00	0.00	0.00	136,000.00	0.00	0.00
Water Supply Systems	5021303004	106,000.00	0.00	106,000.00	0.00	0.00	0.00	0.00	0.00	0.00	0.00	0.00	0.00	0.00	0.00	106,000.00	0.00	0.00
Power Supply Systems	5021303005	30,000.00	0.00	30,000.00	0.00	0.00	0.00	0.00	0.00	0.00	0.00	0.00	0.00	0.00	0.00	30,000.00	0.00	0.00
Repairs and Maintenance - Buildings and Other Structures	5021304000	29,256,031.02	2,441,475.08	31,697,506.10	3,793,481.01	0.00	0.00	0.00	3,793,481.01	3,387,993.53	0.00	0.00	0.00	3,387,993.53	27,904,025.09	0.00	405,487.48	
Buildings	5021304001	11,900,738.00	1,991,475.08	13,892,213.08	1,909,521.20	0.00	0.00	0.00	1,909,521.20	1,573,376.20	0.00	0.00	0.00	1,573,376.20	11,982,691.88	0.00	336,145.00	
School Buildings	5021304002	11,154,037.17	250,000.00	11,404,037.17	939,113.89	0.00	0.00	0.00	939,113.89	923,185.16	0.00	0.00	0.00	923,185.16	10,464,923.28	0.00	15,928.73	
Markets	5021304004	0.00	0.00	0.00	0.00	0.00	0.00	0.00	0.00	0.00	0.00	0.00	0.00	0.00	0.00	0.00	0.00	
Hotels and Dormitories	5021304006	0.00	0.00	0.00	0.00	0.00	0.00	0.00	0.00	0.00	0.00	0.00	0.00	0.00	0.00	0.00	0.00	
Other Structures	5021304099	6,201,255.85	200,000.00	6,401,255.85	944,845.92	0.00	0.00	0.00	944,845.92	891,432.17	0.00	0.00	0.00	891,432.17	5,456,409.93	0.00	53,413.75	
Repairs and Maintenance - Machinery and Equipment	5021305000	6,602,938.90	248,102.00	6,851,040.90	1,121,134.42	0.00	0.00	0.00	1,121,134.42	1,058,655.42	0.00	0.00	0.00	1,058,655.42	5,729,906.48	0.00	62,479.00	
Machinery	5021305001	2,256,830.00	8,250.00	2,265,080.00	509,912.00	0.00	0.00	0.00	509,912.00	509,912.00	0.00	0.00	0.00	509,912.00	1,755,168.00	0.00	0.00	
Office Equipment	5021305002	665,946.74	55,000.00	720,946.74	112,962.42	0.00	0.00	0.00	112,962.42	112,962.42	0.00	0.00	0.00	112,962.42	607,984.32	0.00	0.00	
Information and Communication Technology Equipment	5021305003	907,077.00	14,352.00	921,429.00	254,575.00	0.00	0.00	0.00	254,575.00	232,096.00	0.00	0.00	0.00	232,096.00	666,854.00	0.00	22,479.00	
Communication Equipment	5021305007	33,650.00	0.00	33,650.00	0.00	0.00	0.00	0.00	0.00	0.00	0.00	0.00	0.00	0.00	33,650.00	0.00	0.00	
Disaster Response and Rescue Equipment	5021305009	221,715.00	20,500.00	242,215.00	20,500.00	0.00	0.00	0.00	20,500.00	20,500.00	0.00	0.00	0.00	20,500.00	221,715.00	0.00	0.00	
Technical and Scientific Equipment	5021305014	40,359.00	100,000.00	140,359.00	20,735.00	0.00	0.00	0.00	20,735.00	20,735.00	0.00	0.00	0.00	20,735.00	119,624.00	0.00	0.00	
Other Machinery and Equipment	5021305099	2,477,361.16	50,000.00	2,527,361.16	202,450.00	0.00	0.00	0.00	202,450.00	162,450.00	0.00	0.00	0.00	162,450.00	2,324,911.16	0.00	40,000.00	
Repairs and Maintenance - Transportation Equipment	5021306000	7,942,425.81	416,078.71	8,358,504.52	1,743,179.99	0.00	0.00	0.00	1,743,179.99	1,599,893.98	0.00	0.00	0.00	1,599,893.98	6,615,324.53	0.00	143,286.01	
Motor Vehicles	5021306001	7,244,925.81	416,078.71	7,661,004.52	1,743,179.99	0.00	0.00	0.00	1,743,179.99	1,599,893.98	0.00	0.00	0.00	1,599,893.98	5,917,824.53	0.00	143,286.01	
Other Transportation Equipment	5021306099	697,500.00	0.00	697,500.00	0.00	0.00	0.00	0.00	0.00	0.00	0.00	0.00	0.00	0.00	697,500.00	0.00	0.00	
Repairs and Maintenance - Furniture and Fixtures	5021307000	371,499.00	111,950.00	483,449.00	41,950.00	0.00	0.00	0.00	41,950.00	41,950.00	0.00	0.00	0.00	41,950.00	441,499.00	0.00	0.00	
Repairs and Maintenance - Furniture and Fixtures	5021307000	371,499.00	111,950.00	483,449.00	41,950.00	0.00	0.00	0.00	41,950.00	41,950.00	0.00	0.00	0.00	41,950.00	441,499.00	0.00	0.00	
Repairs and Maintenance - Leased Assets	5021308000	1,257,758.89	0.00	1,257,758.89	345,755.14	0.00	0.00	0.00	345,755.14	293,806.92	0.00	0.00	0.00	293,806.92	912,003.75	0.00	51,948.22	

Department : Department of Labor and Employment (DOLE)
 Agency/Entity : Technical Education and Skills Development Authority
 Region : ALL
 Division : ALL
 Operating Unit : ALL
 Fund Cluster : 06 - Business Related Funds
 (e.g. UACS Fund Cluster: 05-Internally Generated Funds and 06-Business Related Funds)

Particulars	UACS CODE	Approved Budget			Utilizations					Disbursements					Balances		
		Approved Budgeted Revenue	Adjustments (Reductions, Modifications/ Augmentations)	Adjusted Budgeted Revenue	1st Quarter Ending March 31	2nd Quarter Ending June 30	3rd Quarter Ending September 30	4th Quarter Ending December 31	Total	1st Quarter Ending March 31	2nd Quarter Ending June 30	3rd Quarter Ending September 30	4th Quarter Ending December 31	Total	Unutilized Budget	Unpaid Obligations (10-15)=(17+18)	
																Due and Demandable	Not Yet Due and Demandable
1	2	3	4	5=[(3+(-)4)]	6	7	8	9	10=(6+7+8+9)	11	12	13	14	15=(11+12+13+14)	16=(5-10)	17	18
Buildings and Other Structures	5021308001	200,000.00	0.00	200,000.00	50,426.25	0.00	0.00	0.00	50,426.25	0.00	0.00	0.00	0.00	0.00	149,573.75	0.00	50,426.25
Machinery and Equipment	5021308002	91,200.00	0.00	91,200.00	1,200.00	0.00	0.00	0.00	1,200.00	1,200.00	0.00	0.00	0.00	1,200.00	90,000.00	0.00	0.00
Transportation Equipment	5021308003	906,558.89	0.00	906,558.89	294,128.89	0.00	0.00	0.00	294,128.89	292,606.92	0.00	0.00	0.00	292,606.92	612,430.00	0.00	1,521.97
ICT Machinery and Equipment	5021308004	60,000.00	0.00	60,000.00	0.00	0.00	0.00	0.00	0.00	0.00	0.00	0.00	0.00	0.00	60,000.00	0.00	0.00
Repairs and Maintenance - Semi-Expendable Machinery	5021321000	8,602,160.72	213,360.00	8,815,520.72	144,088.00	0.00	0.00	0.00	144,088.00	85,138.00	0.00	0.00	0.00	85,138.00	8,671,432.72	0.00	58,950.00
Office Equipment	5021321002	34,860.72	50,000.00	84,860.72	42,680.00	0.00	0.00	0.00	42,680.00	0.00	0.00	0.00	0.00	0.00	42,180.72	0.00	42,680.00
Information and Communications Technology Equipment	5021321003	129,000.00	0.00	129,000.00	0.00	0.00	0.00	0.00	0.00	0.00	0.00	0.00	0.00	0.00	129,000.00	0.00	0.00
Printing Equipment	5021321011	0.00	17,000.00	17,000.00	17,000.00	0.00	0.00	0.00	17,000.00	17,000.00	0.00	0.00	0.00	17,000.00	0.00	0.00	0.00
Repairs and Maintenance - Semi-Expendable Furniture	5021322000	100,000.00	44,000.00	144,000.00	40,885.00	0.00	0.00	0.00	40,885.00	39,550.00	0.00	0.00	0.00	39,550.00	103,115.00	0.00	1,335.00
Furniture and Fixtures	5021322001	50,000.00	39,000.00	89,000.00	39,000.00	0.00	0.00	0.00	39,000.00	39,000.00	0.00	0.00	0.00	39,000.00	50,000.00	0.00	0.00
Repairs and Maintenance - Other Property, Plant and	5021399000	70,000.00	6,900.00	76,900.00	6,900.00	0.00	0.00	0.00	6,900.00	6,900.00	0.00	0.00	0.00	6,900.00	70,000.00	0.00	0.00
Other Property, Plant and Equipment	5021399099	70,000.00	6,900.00	76,900.00	6,900.00	0.00	0.00	0.00	6,900.00	6,900.00	0.00	0.00	0.00	6,900.00	70,000.00	0.00	0.00
Taxes, Insurance Premiums and Other Fees	5021500000	2,258,127.10	142,183.75	2,400,310.85	409,289.27	0.00	0.00	0.00	409,289.27	399,031.25	0.00	0.00	0.00	399,031.25	1,991,021.58	0.00	10,258.02
Taxes, Duties and Licenses	5021501000	1,090,569.35	37,930.00	1,128,499.35	218,119.02	0.00	0.00	0.00	218,119.02	218,119.02	0.00	0.00	0.00	218,119.02	910,380.33	0.00	0.00
Taxes, Duties and Licenses	5021501001	1,090,569.35	37,930.00	1,128,499.35	218,119.02	0.00	0.00	0.00	218,119.02	218,119.02	0.00	0.00	0.00	218,119.02	910,380.33	0.00	0.00
Fidelity Bond Premiums	5021502000	524,189.90	24,253.75	548,443.65	41,553.75	0.00	0.00	0.00	41,553.75	38,853.75	0.00	0.00	0.00	38,853.75	506,889.90	0.00	2,700.00
Insurance Expenses	5021503000	643,367.85	80,000.00	723,367.85	149,616.50	0.00	0.00	0.00	149,616.50	142,058.48	0.00	0.00	0.00	142,058.48	573,751.35	0.00	7,558.02
Labor and Wages	5021600000	3,866,830.51	299,435.00	4,166,265.51	1,674,976.76	0.00	0.00	0.00	1,674,976.76	1,585,532.26	0.00	0.00	0.00	1,585,532.26	2,491,288.75	0.00	89,444.50
Labor and Wages	5021601000	3,866,830.51	299,435.00	4,166,265.51	1,674,976.76	0.00	0.00	0.00	1,674,976.76	1,585,532.26	0.00	0.00	0.00	1,585,532.26	2,491,288.75	0.00	89,444.50
Other Maintenance and Operating Expenses	5029900000	78,142,958.90	4,450,884.63	82,593,843.53	15,638,814.34	0.00	0.00	0.00	15,638,814.34	12,077,675.00	0.00	0.00	0.00	12,077,675.00	66,955,029.19	0.00	3,561,139.34
Advertising Expenses	5029901000	273,444.99	12,500.00	285,944.99	49,130.00	0.00	0.00	0.00	49,130.00	47,950.00	0.00	0.00	0.00	47,950.00	236,814.99	0.00	1,180.00
Printing and Publication Expenses	5029902000	1,677,102.30	140,216.45	1,817,318.75	293,229.83	0.00	0.00	0.00	293,229.83	260,177.96	0.00	0.00	0.00	260,177.96	1,524,088.92	0.00	33,051.87
Representation Expenses	5029903000	6,897,778.49	539,228.78	7,437,007.27	1,474,916.76	0.00	0.00	0.00	1,474,916.76	1,409,250.46	0.00	0.00	0.00	1,409,250.46	5,962,090.51	0.00	65,666.30
Transportation and Delivery Expenses	5029904000	893,099.00	102,902.00	996,001.00	235,600.72	0.00	0.00	0.00	235,600.72	235,600.72	0.00	0.00	0.00	235,600.72	760,400.28	0.00	0.00
Rent/Lease Expenses	5029905000	3,273,200.00	186,992.67	3,460,192.67	738,805.93	0.00	0.00	0.00	738,805.93	599,970.92	0.00	0.00	0.00	599,970.92	2,721,386.74	0.00	138,835.01


Department : Department of Labor and Employment (DOLE)
 Agency/Entity : Technical Education and Skills Development Authority
 Region : ALL
 Division : ALL
 Operating Unit : ALL
 Fund Cluster : 06 - Business Related Funds
 (e.g. UACS Fund Cluster: 05-Internally Generated Funds and 06-Business Related Funds)

Particulars	UACS CODE	Approved Budget			Utilizations					Disbursements					Balances		
		Approved Budgeted Revenue	Adjustments (Reductions, Modifications/ Augmentations)	Adjusted Budgeted Revenue	1st Quarter Ending March 31	2nd Quarter Ending June 30	3rd Quarter Ending September 30	4th Quarter Ending December 31	Total	1st Quarter Ending March 31	2nd Quarter Ending June 30	3rd Quarter Ending September 30	4th Quarter Ending December 31	Total	Unutilized Budget	Unpaid Obligations (10-15)=(17+18)	
																Due and Demandable	Not Yet Due and Demandable
1	2	3	4	5=[(3+(-)4)]	6	7	8	9	10=(6+7+8+9)	11	12	13	14	15=(11+12+13+14)	16=(5-10)	17	18
Rents - Building and Structures	5029905001	580,500.00	0.00	580,500.00	190,144.58	0.00	0.00	0.00	190,144.58	186,946.06	0.00	0.00	0.00	186,946.06	390,355.42	0.00	3,198.52
Rents - Motor Vehicles	5029905003	1,896,000.00	74,510.00	1,970,510.00	334,011.06	0.00	0.00	0.00	334,011.06	250,951.06	0.00	0.00	0.00	250,951.06	1,636,498.94	0.00	83,060.00
Rents - Equipment	5029905004	778,200.00	112,482.67	890,682.67	214,650.29	0.00	0.00	0.00	214,650.29	162,073.80	0.00	0.00	0.00	162,073.80	676,032.38	0.00	52,576.49
Rents - Living Quarters	5029905005	18,500.00	0.00	18,500.00	0.00	0.00	0.00	0.00	0.00	0.00	0.00	0.00	0.00	0.00	18,500.00	0.00	0.00
Membership Dues and Contributions to Organizations	5029906000	10,000.00	0.00	10,000.00	0.00	0.00	0.00	0.00	0.00	0.00	0.00	0.00	0.00	0.00	10,000.00	0.00	0.00
Subscription Expenses	5029907000	168,776.88	45,000.00	213,776.88	14,745.29	0.00	0.00	0.00	14,745.29	14,745.29	0.00	0.00	0.00	14,745.29	199,031.59	0.00	0.00
Other Subscription Expenses	5029907099	168,776.88	45,000.00	213,776.88	14,745.29	0.00	0.00	0.00	14,745.29	14,745.29	0.00	0.00	0.00	14,745.29	199,031.59	0.00	0.00
Bank Transaction Fee	5029922000	9,600.00	800.00	10,400.00	3,505.00	0.00	0.00	0.00	3,505.00	3,505.00	0.00	0.00	0.00	3,505.00	6,895.00	0.00	0.00
Other Maintenance and Operating Expenses	5029999000	64,939,957.24	3,423,244.73	68,363,201.97	12,828,880.81	0.00	0.00	0.00	12,828,880.81	9,506,474.65	0.00	0.00	0.00	9,506,474.65	55,534,321.16	0.00	3,322,406.16
Other Maintenance and Operating Expenses	5029999099	48,706,233.94	610,742.73	49,316,976.67	8,605,533.10	0.00	0.00	0.00	8,605,533.10	5,926,814.24	0.00	0.00	0.00	5,926,814.24	40,711,443.57	0.00	2,678,718.86
Capital Outlays		61,916,607.34	2,865,800.00	64,782,407.34	4,074,363.00	0.00	0.00	0.00	4,074,363.00	1,602,148.60	0.00	0.00	0.00	1,602,148.60	60,708,044.34	0.00	2,472,214.40
Property, Plant and Equipment Outlay	5060400000	61,916,607.34	2,865,800.00	64,782,407.34	4,074,363.00	0.00	0.00	0.00	4,074,363.00	1,602,148.60	0.00	0.00	0.00	1,602,148.60	60,708,044.34	0.00	2,472,214.40
Land Improvements Outlay	5060402000	150,000.00	0.00	150,000.00	0.00	0.00	0.00	0.00	0.00	0.00	0.00	0.00	0.00	0.00	150,000.00	0.00	0.00
Other Land Improvements	5060402099	150,000.00	0.00	150,000.00	0.00	0.00	0.00	0.00	0.00	0.00	0.00	0.00	0.00	0.00	150,000.00	0.00	0.00
Buildings and Other Structures	5060404000	19,801,475.56	0.00	19,801,475.56	518,300.00	0.00	0.00	0.00	518,300.00	0.00	0.00	0.00	0.00	0.00	19,283,175.56	0.00	518,300.00
Buildings	5060404001	1,542,384.06	0.00	1,542,384.06	0.00	0.00	0.00	0.00	0.00	0.00	0.00	0.00	0.00	0.00	1,542,384.06	0.00	0.00
School Buildings	5060404002	18,161,461.50	0.00	18,161,461.50	518,300.00	0.00	0.00	0.00	518,300.00	0.00	0.00	0.00	0.00	0.00	17,643,161.50	0.00	518,300.00
Other Structures	5060404099	97,630.00	0.00	97,630.00	0.00	0.00	0.00	0.00	0.00	0.00	0.00	0.00	0.00	0.00	97,630.00	0.00	0.00
Machinery and Equipment Outlay	5060405000	23,674,632.15	1,765,800.00	25,440,432.15	1,900,270.00	0.00	0.00	0.00	1,900,270.00	1,602,148.60	0.00	0.00	0.00	1,602,148.60	23,540,162.15	0.00	298,121.40
Machinery	5060405001	3,484,000.00	0.00	3,484,000.00	0.00	0.00	0.00	0.00	0.00	0.00	0.00	0.00	0.00	0.00	3,484,000.00	0.00	0.00
Office Equipment	5060405002	4,338,980.67	265,800.00	4,604,780.67	295,435.00	0.00	0.00	0.00	295,435.00	205,000.00	0.00	0.00	0.00	205,000.00	4,309,345.67	0.00	90,435.00
Information and Communication Technology Equipment	5060405003	5,726,254.76	750,000.00	6,476,254.76	111,950.00	0.00	0.00	0.00	111,950.00	53,100.00	0.00	0.00	0.00	53,100.00	6,364,304.76	0.00	58,850.00
Communication Equipment	5060405007	1,309,157.00	0.00	1,309,157.00	0.00	0.00	0.00	0.00	0.00	0.00	0.00	0.00	0.00	0.00	1,309,157.00	0.00	0.00
Technical and Scientific Equipment	5060405014	1,379,774.69	500,000.00	1,879,774.69	70,650.00	0.00	0.00	0.00	70,650.00	70,650.00	0.00	0.00	0.00	70,650.00	1,809,124.69	0.00	0.00
Other Machinery and Equipment	5060405099	7,436,465.03	250,000.00	7,686,465.03	1,422,235.00	0.00	0.00	0.00	1,422,235.00	1,273,398.60	0.00	0.00	0.00	1,273,398.60	6,264,230.03	0.00	148,836.40

Department : Department of Labor and Employment (DOLE)
 Agency/Entity : Technical Education and Skills Development Authority
 Region : ALL
 Division : ALL
 Operating Unit : ALL
 Fund Cluster : 06 - Business Related Funds
 (e.g. UACS Fund Cluster: 05-Internally Generated Funds and 06-Business Related Funds)

Particulars	UACS CODE	Approved Budget			Utilizations					Disbursements					Balances		
		Approved Budgeted Revenue	Adjustments (Reductions, Modifications/ Augmentations)	Adjusted Budgeted Revenue	1st Quarter Ending March 31	2nd Quarter Ending June 30	3rd Quarter Ending September 30	4th Quarter Ending December 31	Total	1st Quarter Ending March 31	2nd Quarter Ending June 30	3rd Quarter Ending September 30	4th Quarter Ending December 31	Total	Unused Budget	Unpaid Obligations (10-15)=(17+18)	
																5=[(3+(-)4)]	6
Transportation Equipment Outlay	5060406000	16,252,600.00	1,100,000.00	17,352,600.00	1,449,000.00	0.00	0.00	0.00	1,449,000.00	0.00	0.00	0.00	0.00	0.00	15,903,600.00	0.00	1,449,000.00
Motor Vehicles	5060406001	16,252,600.00	1,100,000.00	17,352,600.00	1,449,000.00	0.00	0.00	0.00	1,449,000.00	0.00	0.00	0.00	0.00	0.00	15,903,600.00	0.00	1,449,000.00
Furniture, Fixtures and Books Outlay	5060407000	1,437,899.63	0.00	1,437,899.63	206,793.00	0.00	0.00	0.00	206,793.00	0.00	0.00	0.00	0.00	0.00	1,231,106.63	0.00	206,793.00
Furniture and Fixtures	5060407001	1,437,899.63	0.00	1,437,899.63	206,793.00	0.00	0.00	0.00	206,793.00	0.00	0.00	0.00	0.00	0.00	1,231,106.63	0.00	206,793.00
Other Property Plant and Equipment Outlay	5060409000	600,000.00	0.00	600,000.00	0.00	0.00	0.00	0.00	0.00	0.00	0.00	0.00	0.00	0.00	600,000.00	0.00	0.00
Other Property, Plant and Equipment	5060409099	600,000.00	0.00	600,000.00	0.00	0.00	0.00	0.00	0.00	0.00	0.00	0.00	0.00	0.00	600,000.00	0.00	0.00
Biological Assets Outlay	5060500000	0.00	0.00	0.00	0.00	0.00	0.00	0.00	0.00	0.00	0.00	0.00	0.00	0.00	0.00	0.00	0.00
Bearer Biological Assets Outlay	5060501000	0.00	0.00	0.00	0.00	0.00	0.00	0.00	0.00	0.00	0.00	0.00	0.00	0.00	0.00	0.00	0.00
Livestock	5060501002	0.00	0.00	0.00	0.00	0.00	0.00	0.00	0.00	0.00	0.00	0.00	0.00	0.00	0.00	0.00	0.00
Other Bearer Biological Assets	5060501099	0.00	0.00	0.00	0.00	0.00	0.00	0.00	0.00	0.00	0.00	0.00	0.00	0.00	0.00	0.00	0.00
GRAND TOTAL		888,771,175.78	48,575,237.56	937,346,413.34	212,586,497.07	0.00	0.00	0.00	212,586,497.07	188,715,770.36	0.00	0.00	0.00	188,715,770.36	724,759,916.27	0.00	23,870,726.71


Certified Correct


 GARRIEL M. SAUGON
 Chief Accountant, Accounting Division

Recommending Approval By:


 MA. MAGDALENA P. BUTAD
 Director IV, FMS

Approved By:


 VIDAL B. WILLANUEVA
 Officer-in-Charge, TESDA
 DDG for TESDO